



TEST REPORT: HDR-15-48

15W Ultra Slim Step Shape DIN Rail

■ DESIGN VERIFY TEST

Output Function Test

Input Function Test

Protection Function Test

Component Stress Test

■ SAFETY & E.M.C. TEST

Safety Test

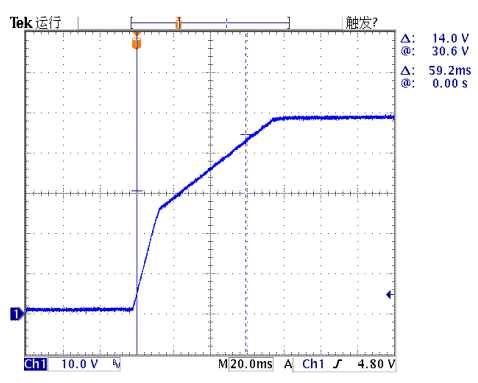
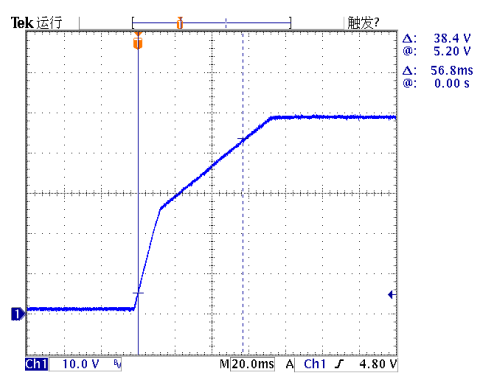
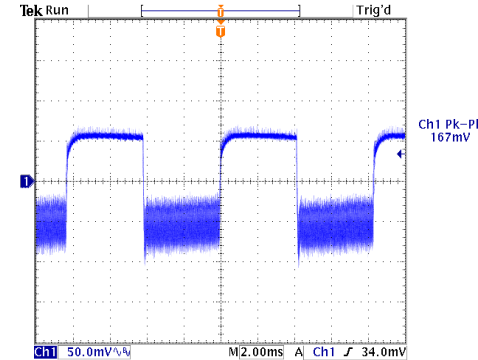
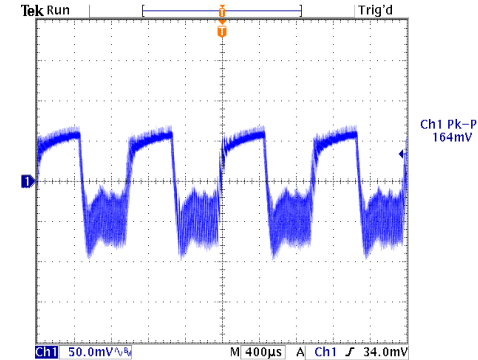
E.M.C. Test

■ RELIABILITY TEST

ENVIRONMENT TEST

DESIGN VERIFY TEST
OUTPUT FUNCTION

NO	TEST ITEM	SPECIFICATION	TEST CONDITION	RESULT	VERDICT
1	OUTPUT VOLTAGE ADJUST RANGE	CH1: 43.20V ~ 55.20V	I/P : 230VAC O/P: MIN LOAD TA: 25°C	CH1: 40.53V ~ 56.24V	PASS
2	OUTPUT VOLTAGE TOLERANCE (Max)	V1 : 1.0% ~ -1.0%	I/P : 100VAC / 277VAC O/P: FULL / MINLOAD TA= 25°C	V1: 0.37% ~ 0.10%	PASS
3	LINE REGULATION (MAX.)	V1 : 1.0% ~ -1.0%	I/P : 100VAC / 277VAC O/P: FULL LOAD TA: 25°C	V1: 0.15% ~ -0.04%	PASS
4	LOAD REGULATION (MAX.)	V1 : 1.0% ~ -1.0%	I/P : 230VAC O/P: MIN LOAD ~ FULL LOAD TA: 25°C	V1: 0.06% ~ -0.10%	PASS
5	OVER/UNDERSHOOT TEST	< ±5%	I/P : 230VAC O/P: FULL LOAD TA: 25°C	TEST< 1.7 %	PASS
6	RIPPLE & NOISE(Max)	V1 : 240 mVp-p	I/P : 230VAC O/P: FULL LOAD TA: 25°C	V1 : 79.2 mVp-p	PASS
			high frequency:		
7	SET UP TIME (MAX.)	230VAC : 2000ms 115VAC : 2000ms	I/P : 230VAC I/P : 115VAC O/P: FULL LOAD TA: 25°C	230VAC : 684ms 115VAC : 1252ms	PASS
		<p>INPUT=230VAC/50HZ @ FULL LOAD CH1 : Output Voltage CH2 : AC Input Voltage</p>		<p>INPUT=115VAC/60HZ @ FULL LOAD CH1 : Output Voltage CH2 : AC Input Voltage</p>	

<p>RISE TIME (MAX.)</p>	<p>230VAC : 80ms 115VAC : 80ms</p>	<p>I/P : 230VAC I/P : 115VAC O/P: FULL LOAD TA: 25°C</p>	<p>230VAC : 59.2ms 115VAC : 56.8ms</p>		
<p>8</p>	<p>INPUT=230VAC/50HZ @ FULL LOAD CH1 : Output Voltage</p> 		<p>INPUT=115VAC/60HZ @ FULL LOAD CH1 : Output Voltage</p> 		<p>PASS</p>
<p>9</p>	<p>230VAC : 30ms 115VAC : 12ms</p>	<p>I/P : 230VAC I/P : 115VAC O/P: FULL LOAD TA: 25°C</p>	<p>230VAC : 80.0ms 115VAC : 20.0ms</p>	<p>PASS</p>	
<p>DYNAMIC LOAD</p>	<p>V1 : 4800 mVp-p</p>	<p>I/P : 230VAC O/P: (1)Full/Min load 50%duty/120HZ (2)Full/Min load 50%duty/1KHZ TA: 25°C</p>	<p>V1: (1). 167mv (2). 164mv unit:mVp-p</p>		
<p>10</p>	<p>FULL /MIN LOAD 50%DUTY / 120HZ</p> 		<p>FULL /MIN% LOAD 50%DUTY / 1KHZ</p> 		<p>PASS</p>

INPUT FUNCTION TEST

NO	TEST ITEM	SPECIFICATION	TEST CONDITION	RESULT	VERDICT
1	INPUT VOLTAGE RANGE	85VAC ~ 277VAC	I/P : TESTING O/P : FULL LOAD Ta : 25°C	71.0VAC ~ 277VAC	PASS
			I/P : LOW-LINE = 97VAC HIGH-LINE = 300VAC O/P : FULL/MIN LOAD ON:30 Sec ; OFF:30 Sec 10MIN (POWER ON/OFF NO DAMAGE)	TEST : OK	
2	INPUT FREQUENCY RANGE	47HZ ~ 63HZ NO DAMAGE	I/P : 100VAC ~ 277VAC O/P : FULL-MIN LOAD Ta : 25°C	TEST : OK	PASS
3	INPUT CURRENT (TYP.)	0.25A / 230VAC 0.50A / 115VAC	I/P : 230VAC I/P : 115VAC O/P : FULL LOAD TA : 25°C	I= 0.128A / 230VAC I= 0.230A / 115VAC	PASS
4	NO LOAD POWER CONSUMPTION	< 0.30W	I/P : 230VAC O/P : MIN LOAD TA : 25°C	< 0.1925 W	PASS
5	EFFICIENCY (TYP.)	87.0%	I/P : 230VAC O/P : FULL LOAD TA : 25°C	87.89 %	PASS
6	INRUSH CURRENT (TYP.)	45A / 230VAC 25A / 115VAC twidth= 0 us measured at 50% Ipeak COLD START	I/P : 230VAC I/P : 115VAC O/P : FULL LOAD TA : 25°C	I= 33.0A / 230VAC I= 15.4A / 115VAC	PASS
		INPUT=230VAC/50HZ @ FULL LOAD	INPUT=115VAC/50HZ @ FULL LOAD		
		CH2 : AC Input Voltage CH4 : Input current (1V=1A)	CH2 : AC Input Voltage CH4 : Input current (1V=1A)		

PROTECTION FUNCTION TEST

NO	TEST ITEM	SPECIFICATION	TEST CONDITION	RESULT	VERDICT
1	OVER LOAD PROTECTION	110% ~ 145%	I/P: 277VAC I/P: 230VAC I/P: 100VAC O/P: TESTING Ta: 25°C	124.68% 277VAC 124.68% 230VAC 122.80% 100VAC Constant Current Limiting	PASS
2	OVER VOLTAGE PROTECTION	56.50V ~ 64.80V	I/P: 277VAC I/P: 230VAC I/P: 85VAC O/P: MIN LOAD Ta: 25°C	59.80V 277VAC 59.80V 230VAC 59.80V 85VAC Shut off o/p voltage, clamping by zener diode	PASS
3	SHORT PROTECTION	SHORT EVERY OUTPUT 1 HOUR NO DAMAGE	I/P: 277VAC I/P: 85VAC O/P: FULL LOAD Ta: 25°C	NO DAMAGE Constant Current Limiting	PASS

COMPONENT STRESS TEST

NO	TEST ITEM	SPECIFICATION	TEST CONDITION	RESULT	VERDICT
1	PWM Power Transistor	Q1 Rated : 600V 4.0A	I/P : 280VAC VDS : O/P : (1)Full Load Turn on (2) Output Short (3)Full load continue Ta : 25°C	VIN: 280VAC VDS: (1). 518.00V (2). 388.00V (3). 518.00V	PASS
2	O/P Diode	D100 Rated : 300V 2.0A	I/P : 280VAC VDS : O/P : (1)Full Load Turn on (2) Output Short (3)Full load continue Ta : 25°C	D100 VDS : (1). 241.00V (2). 210.00V (3). 206.00V	PASS
3	Input Capacitor	C5 Rated : 27uf 400V	I/P : 280VAC O/P : (1)Full Load Turn on /Off (2)Min load Turn on /Off (3)Full Load /Min load Change Ta : 25°C	(1). 352.00V (2). 352.00V (3). 352.00V	PASS
4	Control IC	U1 Rated : 35V (max) 9V (min)	I/P : 280VAC O/P : (1)Full Load (2)Output Short (3)O.L.P (5)Low Line No Load Vo(min) Ta : 25°C	U1 (1). 21.80V (2). 21.80V (3). 21.90V (5). 21.80V	PASS
6	Clamp Diode	D5 Rated : 1000V 1.0A	I/P : 280VAC (2)Full load continue Ta : 25°C	(2). 494.00V	PASS

SAFETY & E.M.C. TEST

SAFETY TEST

NO	TEST ITEM	SPECIFICATION	TEST CONDITION	RESULT	VERDICT
1	WITHSTAND VOLTAGE	I/P-O/P : 3.000KVAC /min	I/P-O/P: 3.600KVAC /min Ta : 25°C	I/P-O/P: 2.23mA NO DAMAGE	PASS
2	ISOLATION RESISTANCE	I/P-O/P : 500VDC>100MΩ	I/P-O/P: 500VDC Ta : 25°C/70%RH	I/P-O/P: 9999MΩ NO DAMAGE	PASS

E.M.C. TEST

NO	TEST ITEM	SPECIFICATION	TEST CONDITION	RESULT	VERDICT
1	HARMONIC	EN61000-3-2 CLASS A	I/P : 230VAC /50HZ O/P : FULL LOAD Ta : 25°C	PASS	PASS
2	CONDUCTION	EN55022 CLASS B	I/P : 230VAC /50HZ O/P : FULL LOAD / 50% LOAD Ta : 25°C	PASS Test by certified Lab	PASS
3	RADIATION	EN55022 CLASS B	I/P : 230VAC /50HZ O/P : FULL LOAD Ta : 25°C	PASS Test by certified Lab	PASS
4	E.S.D	EN61000-4-2 INDUSTRY AIR; 8KV / Contact: 4KV	I/P : 230VAC /50HZ O/P : FULL LOAD Ta : 25°C	CRITERIA A	PASS
5	E.F.T	EN61000-4-4 INDUSTRY INPUT: 2KV	I/P : 230VAC /50HZ O/P : FULL LOAD Ta : 25°C	CRITERIA A	PASS
6	SURGE	IEC61000-4-5 INDUSTRY L-N: 2KV;L/N-PE: 4KV	I/P : 230VAC /50HZ O/P : FULL LOAD Ta : 25°C	CRITERIA A	PASS

RELIABILITY TEST

NO	TEST ITEM	SPECIFICATION	TEST CONDITION	RESULT	VERDICT																																																				
1	TEMPERATURE RISE TEST	MODEL : HDR-15-24 1. ROOM AMBIENT BURN-IN : 1.0hrs IP: 230VAC 2. HIGH AMBIENT BURN-IN : 1.0hrs IP: 230VAC	O/P: 100% LOAD TA= 23.1°C O/P: 100% LOAD TA= 48.5°C <table border="1" style="width: 100%; border-collapse: collapse;"> <thead> <tr> <th>NO.</th> <th>Positio</th> <th>ROOM AMBIENT 23.1°C</th> <th>HIGH AMBIENT Ta: 48.5°C</th> </tr> </thead> <tbody> <tr><td>1</td><td>LF1</td><td>43.6°C</td><td>69.0°C</td></tr> <tr><td>2</td><td>C5</td><td>52.6°C</td><td>77.2°C</td></tr> <tr><td>3</td><td>Q1</td><td>71.3°C</td><td>94.6°C</td></tr> <tr><td>4</td><td>T1 PRI</td><td>63.4°C</td><td>87.2°C</td></tr> <tr><td>5</td><td>T1 SEC</td><td>68.3°C</td><td>91.2°C</td></tr> <tr><td>6</td><td>C40</td><td>52.8°C</td><td>78.0°C</td></tr> <tr><td>7</td><td>C105</td><td>54.0°C</td><td>76.9°C</td></tr> <tr><td>8</td><td>D100</td><td>65.8°C</td><td>86.5°C</td></tr> <tr><td>9</td><td>C106</td><td>44.9°C</td><td>69.0°C</td></tr> <tr><td>10</td><td>LF101</td><td>46.3°C</td><td>70.7°C</td></tr> <tr><td>11</td><td>U1</td><td>50.4°C</td><td>75.7°C</td></tr> <tr><td>12</td><td>BD1</td><td>55.5°C</td><td>77.5°C</td></tr> </tbody> </table>	NO.	Positio	ROOM AMBIENT 23.1°C	HIGH AMBIENT Ta: 48.5°C	1	LF1	43.6°C	69.0°C	2	C5	52.6°C	77.2°C	3	Q1	71.3°C	94.6°C	4	T1 PRI	63.4°C	87.2°C	5	T1 SEC	68.3°C	91.2°C	6	C40	52.8°C	78.0°C	7	C105	54.0°C	76.9°C	8	D100	65.8°C	86.5°C	9	C106	44.9°C	69.0°C	10	LF101	46.3°C	70.7°C	11	U1	50.4°C	75.7°C	12	BD1	55.5°C	77.5°C	TEST : OK	PASS
NO.	Positio	ROOM AMBIENT 23.1°C	HIGH AMBIENT Ta: 48.5°C																																																						
1	LF1	43.6°C	69.0°C																																																						
2	C5	52.6°C	77.2°C																																																						
3	Q1	71.3°C	94.6°C																																																						
4	T1 PRI	63.4°C	87.2°C																																																						
5	T1 SEC	68.3°C	91.2°C																																																						
6	C40	52.8°C	78.0°C																																																						
7	C105	54.0°C	76.9°C																																																						
8	D100	65.8°C	86.5°C																																																						
9	C106	44.9°C	69.0°C																																																						
10	LF101	46.3°C	70.7°C																																																						
11	U1	50.4°C	75.7°C																																																						
12	BD1	55.5°C	77.5°C																																																						
2	OVER LOAD BURN-IN TEST	NO DAMAGE 1 HOUR (MIN)	I/P : 230VAC O/P : 116.00% LOAD Ta : 25°C	TEST : OK	PASS																																																				
3	LOW TEMPERATURE TURN ON TEST	NO DAMAGE 1 HOUR (MIN)	I/P : 277VAC / 100VAC O/P : FULL LOAD Ta : -30.0°C	TEST : OK	PASS																																																				
4	HIGH HUMIDITY HIGH TEMPERATURE HIGH VOLTAGE TEST	AFTER 12 HOURS IN CHAMBER ON CONTROL 50°C NO DAMAGE	I/P : 287VAC O/P : FULL LOAD Ta : 50°C HUMIDITY= 95.0% RH	TEST : OK	PASS																																																				
5	TEMPERATURE COEFFICIENT	±0.03% /(0°C~50°C)	I/P : 230VAC O/P : FULL LOAD	±0.0033% /(0°C~50°C)	PASS																																																				
6	STORAGE TEMPERATURE TEST	1. Thermal shock Temperature : -40°C ~ +85°C 2. Temperature change rate : 25°C / MIN 3. Dwell time low and high temperature : 30 MIN/EACH 4. Total test cycle : 5 CYCLE 5. Input/Output condition : STATIC		TEST : OK	PASS																																																				
7	THERMAL SHOCK TEST	1. Thermal shock Temperature : -35°C ~ +55°C 2. Temperature change rate : 25°C / MIN 3. Dwell time low and high temperature : 30 MIN/EACH 4. Total test cycle : 10 CYCLE 5. Input/Output condition : 230VAC Full Load AC ON/OFF test turn on 58sec ; turn off 2sec		TEST : OK	PASS																																																				



8	VIBRATION TEST	1 Carton & 1 Set (1) Waveform : Sine Wave (2) Frequency : 10-500Hz (4) Acceleration : 2G (5) Test Time : 60 min in each axis (X.Y.Z) (6) Ta : 25°C	TEST : OK	PASS
9	CAPACITOR LIFE CYCLE	:SUPPOSE C106 IS THE MOST CRITICAL COMPONENT (1) I/P : 230VAC O/P : FULL LOAD Ta= 25.0°C LIFE TIME (2) I/P : 230VAC O/P : FULL LOAD Ta= 50.0°C LIFE TIME (3) I/P : 230VAC O/P : 75% LOAD Ta= 50.0°C LIFE TIME (4) I/P : 230VAC O/P : 50% LOAD Ta= 50.0°C LIFE TIME	(1). 670197.4 HRS (2). 129792.2 HRS (3). 167632.6 HRS (4). 224532 HRS	PASS
10	MTBF	Conducted by Parts Stress Analysis Prediction T159K hrs min. Telcordia SR-332 (Bellcore) ; 46.3K hrs min. MIL-HDBK-217F (25°C)		PASS
11	DMTBF /Accelerated Life test	Demonstration Mean Time Between Failure (Expected Life): Above 30000HRS @ TA 50°C		PASS

TEST RESULT	TESTER	REVIEW	APPROVAL
PASS	FRANK	GESG	WANGDZ

2007/3/20 A50-S014