

- Features :
- *Universal AC input / Full range
- *Protections: Short circuit / Overload / Over voltage / Over temperature
- *Cooling by free air convection
- *LED indicator for power on
- *100% full load burn-in test
- *No load power consumption<0.5W
- *All using 105°C long life electrolytic capacitors
- *Withstand 300VAC surge input for 5 second
- *High operating temperature up to 70°C
- *Withstand 5G vibration test
- *High efficiency, long life and high reliability
- *3 years warranty

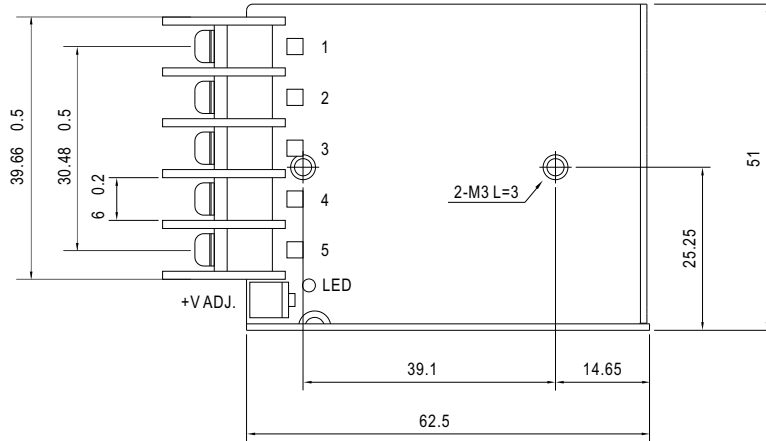


SPECIFICATION

MODEL		RS-15-3.3	RS-15-5	RS-15-12	RS-15-15	RS-15-24	RS-15-48
OUTPUT	DC VOLTAGE	3.3V	5V	12V	15V	24V	48V
	RATED CURRENT	3A	3A	1.3A	1A	0.625A	0.313A
	CURRENT RANGE	0 ~ 3A	0 ~ 3A	0 ~ 1.3A	0 ~ 1A	0 ~ 0.625A	0 ~ 0.313A
	RATED POWER	9.9W	15W	15.6W	15W	15W	15.024W
	RIPPLE & NOISE (max.) Note.2	80mVp-p	80mVp-p	120mVp-p	120mVp-p	200mVp-p	200mVp-p
	VOLTAGE ADJ. RANGE	2.9 ~ 3.6V	4.75 ~ 5.5V	10.8 ~ 13.2V	13.5 ~ 16.5V	22 ~ 27.6V	43.2 ~ 52.8V
	VOLTAGE TOLERANCE Note.3	±3.0%	±2.0%	±1.0%	±1.0%	±1.0%	±1.0%
	LINE REGULATION Note.4	±0.5%	±0.5%	±0.5%	±0.5%	±0.5%	±0.5%
	LOAD REGULATION Note.5	±2.0%	±1.5%	±0.5%	±0.5%	±0.5%	±0.5%
	SETUP, RISE TIME	1000ms, 30ms/230VAC 1000ms, 30ms/115VAC at full load					
HOLD UP TIME (Typ.)	70ms/230VAC 12ms/115VAC at full load						
INPUT	VOLTAGE RANGE	85 ~ 264VAC 120 ~ 370VDC					
	FREQUENCY RANGE	47 ~ 63Hz					
	EFFICIENCY (Typ.)	72%	77%	81%	81%	82%	82%
	AC CURRENT (Typ.)	0.35A/115VAC 0.25A/230VAC					
	INRUSH CURRENT (Typ.)	COLD START 65A / 230VAC					
LEAKAGE CURRENT	<2mA / 240VAC						
PROTECTION	OVERLOAD	Above 105% rated output power Protection type : Hiccup mode, recovers automatically after fault condition is removed					
	OVER VOLTAGE	3.8 ~ 4.45V	5.75 ~ 6.75V	13.8 ~ 16.2V	17.25 ~ 20.25V	28.4 ~ 32.4V	55.2 ~ 64.8V
	OVER TEMPERATURE	U1 Tj 140°C typically (U1) detect on main control IC Protection type : Shut down o/p voltage, recovers automatically after temperature goes down					
ENVIRONMENT	WORKING TEMP.	-20 ~ +70°C (Refer to "Derating Curve")					
	WORKING HUMIDITY	20 ~ 90% RH non-condensing					
	STORAGE TEMP., HUMIDITY	-40 ~ +85°C, 10 ~ 95% RH					
	TEMP. COEFFICIENT	±0.03%/°C (0 ~ 50°C)					
	VIBRATION	10 ~ 500Hz, 5G 10min./1cycle, period for 60min. each along X, Y, Z axes					
SAFETY & EMC (Note 6)	SAFETY STANDARDS	UL60950-1, TUV EN60950-1 approved					
	WITHSTAND VOLTAGE	I/P-O/P:3KVAC I/P-FG:2KVAC O/P-FG:0.5KVAC					
	ISOLATION RESISTANCE	I/P-O/P, I/P-FG, O/P-FG:100M Ohms / 500VDC / 25°C/ 70% RH					
	EMC EMISSION	Compliance to EN55022 (CISPR22) Class B, EN61000-3-2,-3					
OTHERS	EMC IMMUNITY	Compliance to EN61000-4-2, 3, 4, 5, 6, 8, 11, EN55024, EN61000-6-1, light industry level, criteria A					
	MTBF	1608.8Khrs min. MIL-HDBK-217F (25°C)					
	DIMENSION	62.5*51*28mm (L*W*H)					
NOTE	PACKING	0.13Kg; 108pcs/15Kg/0.71CUFT					
		<ol style="list-style-type: none"> All parameters NOT specially mentioned are measured at 230VAC input, rated load and 25°C of ambient temperature. Ripple & noise are measured at 20MHz of bandwidth by using a 12" twisted pair-wire terminated with a 0.1uf & 47uf parallel capacitor. Tolerance : includes set up tolerance, line regulation and load regulation. Line regulation is measured from low line to high line at rated load. Load regulation is measured from 0% to 100% rated load. The power supply is considered a component which will be installed into a final equipment. The final equipment must be re-confirmed that it still meets EMC directives. For guidance on how to perform these EMC tests, please refer to "EMI testing of component power supplies." (as available on http://www.meanwell.com) 					

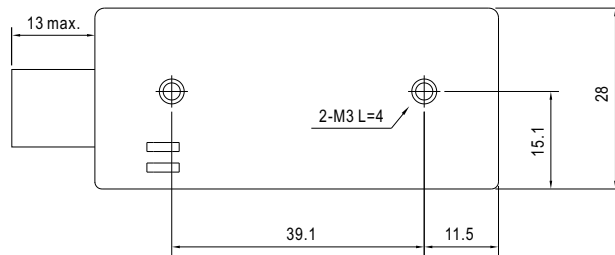
■ Mechanical Specification

Case No.971A Unit:mm

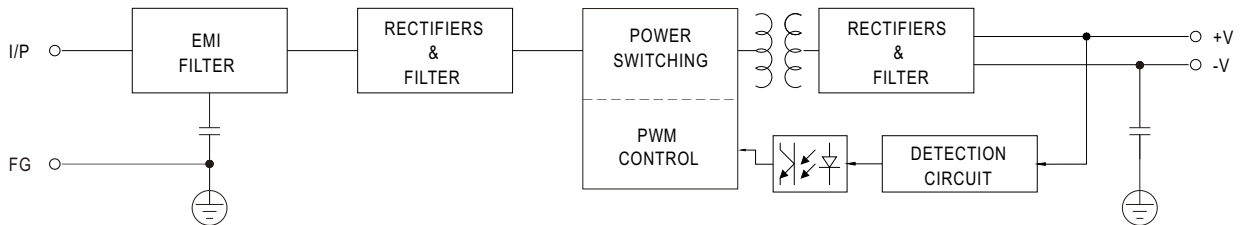


Terminal Pin No. Assignment

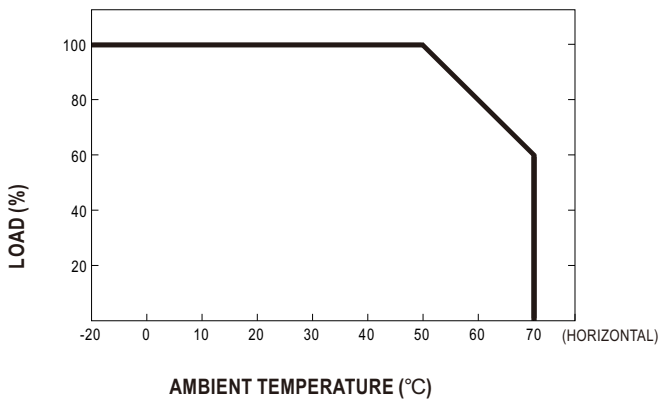
Pin No.	Assignment	Pin No.	Assignment
1	AC/L	4	DC OUTPUT -V
2	AC/N	5	DC OUTPUT +V
3	FG \perp		



■ Block Diagram



■ Derating Curve



■ Output Derating VS Input Voltage

